











Spooky Halloween Zipline

Inspired by [Thompson Woodworks/art](#)

Candy-givers will need: their own fishing reel (can be a hand reel or other alternative retrieval system), drill (if they want to use it), structural connections and spooky flying decoration. [Click on link above.](#)

Other suggestions: Duct-tape to stick 2m markers on rough pavement

What we are intending to include in the Kits:

	Qty One 25 ft	Description 1/8" Wire Cable
	One	M5 eye/eye (or M4 eye/hook) Turnbuckle
	Two	M3 Wire Rope Thimble
	Two	M3 Wire Clamp
	Two	1/2" / 3/4" Pulley
	One	3/4" swivel guide pulley (for retrieval system)
	Two	Ferrules
	One set	Miscellaneous Hardware
	One	Sign (as pictured) for where Trick-or-Treaters should wait / start of line
	Ten 50cm	Keep a safe distance of 2m floor tape for lines
	One 1L	Hand Sanitizer
	Two	United Way Lower Mainland Cloth Mask
	Six	Candy Clips